



INDUSTRIAL/CONTRACTOR SUPPLY

2021-2022 CATALOG



CIRCULATION FANS • EVAPORATIVE COOLING • EXHAUST FANS • HEATERS • CONFINED SPACE VENTILATORS

www.pinnacleclimate.com • 1.800.779.3267



Assembly Plant
Sauk Rapids, MN

Pinnacle Climate Technologies develops, manufactures and distributes heating and ventilation solutions through commercial, industrial, agricultural, DIY, and other retail channels throughout the world. With manufacturing in North America and Asia, Pinnacle serves a diverse customer base in over 25 countries and on every continent. With brands that include Master®, Schaefer®, Remington®, ProTemp®, Americ®, and STANLEY®, Pinnacle is positioned as the global leader in industrial/construction heating and portable ventilation products.

PINNACLE WARRANTY

To read our current warranty, visit our website at www.schaeferventilation.com/policies/warranty/

PINNACLE TERMS AND CONDITIONS

For full payment, lead time, and shipping information go to: www.schaeferventilation.com/policies/terms-and-conditions/

MAILING ADDRESS

P.O. Box 460, Sauk Rapids, MN 56379

SHIPPING ADDRESS

1660 13th Avenue NE, Sauk Rapids, MN 56379

PHONE NUMBERS

(800) 779.3267 • (320) 251.8696 • Fax: (320) 251.2922

E-MAIL AND WEB ADDRESS

sales@pinnacleclimate.com
www.pinnacleclimate.com
www.schaeferventilation.com
www.masterindustrialproducts.com
www.airetrex365.com

HOURS OF OPERATION

Monday through Friday 7:00 a.m. to 5:00 p.m.
Central Time

All information, illustrations, and specifications in this catalog are based on the latest product information available at the time of printing.

©2021 Pinnacle Climate Technologies. All rights reserved. 03/2021


Airetrex 365™, Americ®, BigDog®, Master®, Schaefer®, Schaefer Defender™, Remington®, Versa-Kool®, VersaMist® and WayCool® are trademarks of Pinnacle Climate Technologies Inc..

#PCXE-800

MASTER**FLOOR, PEDESTAL, AND WALL-MOUNTED FANS**

Master® high velocity floor, pedestal and wall-mounted fans deliver a cooling breeze for any space at a great price. The fans are tiltable and steerable, putting the breeze wherever it's needed most.

- Heavy-duty all metal construction
- Adjustable direction
- ETL C/US certified
- 1-year limited warranty

MAC-20F
TilttableMAC-30W
Wall MountMAC-24DCT
TilttableMAC-30BCT
Tilttable

MAC-30P

Model	Drive	Speed	Diameter	Volts	Amps	CFM	Weight	Certified
TILTABLE FLOOR AND CRADLE DRUM FANS								
MAC-12F	Direct	3	12"	120	.42	1500/1350/750	8	ETL C/US
Best Seller! MAC-20F	Direct	3	20"	120	1.0	4800/4200/3600	14	ETL C/US
MAC-24DCT	Direct	2	24"	120	1.92	4000/3200	31	ETL C/US
MAC-30BCT	Direct	3	30"	120	1.92	6000/5600/5000	44	ETL C/US
PEDESTAL FANS								
Best Seller! MHD-24P	Direct	3	24"	120	2.5	4100/3500/3100	46	ETL C/US
MAC-24POSC	Direct	3	24"	120	1.5	3900/3300/2900	56	ETL C/US
MAC-30POSC	Direct	3	30"	120	1.92	6000/5600/5000	56	ETL C/US
MHD-30P	Direct	3	30"	120	1.92	6200/5800/5200	56	ETL C/US
WALL-MOUNTED FANS								
Best Seller! MHD-24W	Direct	3	24"	120	1.5	4100/3500/3100	39	ETL C/US
MAC-24WOSC	Direct	3	24"	120	1.5	3900/3300/2900	39	ETL C/US
Best Seller! MHD-30W	Direct	3	30"	120	1.92	6200/5800/5200	39	ETL C/US
MAC-30WOSC	Direct	3	30"	120	1.92	6000/5600/5000	39	ETL C/US

MASTER**ECONOMY OUTDOOR RATED CIRCULATION FANS**

Master's line of economy fans are loaded with features but also aggressively priced for your indoor and outdoor cooling and ventilation needs. UL 507 listed; suitable for outdoor use in wet locations when installed on a GFCI protected circuit.

- Quiet operation, high efficiency and output
- 1-Year limited warranty



MAC-18WW



MAC-18WB

Wall Model	Diameter	Speed	Volts	Amps	CFM	Color	Certified
MAC-18WW	18"	3	115	1.47/1.33/1.01	3040/2590/1970	White	UL C/US
Best Seller! MAC-18WB	18"	3	115	1.47/1.33/1.01	3040/2590/1970	Black	UL C/US



BARREL FANS

Master® high capacity barrel fans deliver effective cooling and air circulation for large spaces at a great price. Anywhere a lot of air needs to be moved, our high capacity fans will handle the toughest demands.

- Heavy-duty all metal construction
- CFM ranging from 4500–17,200
- Direct-drive and belt-drive models available
- 1-year limited warranty

NOTE: ALL MODELS MEET OSHA STANDARD 1910.212



MAC-30D



MAC-48-BDF

Model	Drive	Speed	Hp	Diameter	Volts	Amps	CFM	Weight (lbs.)	Certified
MAC-30D	Direct	2	1/2	30"	120	2.75	5500/4500	44	ETL C/US
MAC-48-BDF	Belt	2	1 1/2	48"	120	8.8	17,200/10,600	84	ETL C/US

Best Seller!



HEAVY-DUTY INDUSTRIAL BARREL FANS

Master® high capacity heavy-duty industrial fans outshine traditional barrel fans to blow massive amounts of air and reduce your reliance on A/C. Their heavy-duty steel construction includes ultra-thick barrels and guards, giving you a fan that can take the abuse of any industrial setting and that will handle the toughest demands.

- 2 Speeds
- High-efficiency industrial motor
- Heavy-duty, solid wheels
- Built-in handle for easy portability
- Powerful, ultra-thick steel construction
- OSHA-compliant safety guards
- 8 ft. grounded power cord
- 120V accessory outlet



MHD-36-BDF



MHD-42-BDF

Model	Drive	Speed	Accessory Outlet	Hp	Diameter	Volts	Amps	CFM	Certified
MHD-36D	Direct	2	No	1/2	36"	120	3.6	13,700/10,000	ETL C/US
MHD-36-BDF	Belt	2	Yes	1/2	36"	120	3.6	10,400/7500	ETL C/US
MHD-42-BDF	Belt	2	Yes	1	42"	120	5.8	14,800/12,000	ETL C/US

Best Seller!

Best Seller!



VERSA-KOOL® MOBILE DRUM FANS

Versa-Kool® mobile drum fans have a "bulldog-tough" design for maximum impact and rust resistance. A single "bulldog-tough" mobile fan will not only take the place of several lower performance fans but will also outlive them, lasting for 10+ years.



VKM36-B




White Model	Black Model	Diameter	Speed	Hp	Volts	Amps	Drive	CFM	RPM	Weight (lbs.)
VERSA-KOOL DRUM FANS (MADE IN THE USA WITH GLOBAL MATERIALS)										
VKM24-O (ETL C/US certified)	N/A	24"	1	1/2	115	5.2	Direct	5640	1075	48
VKM24-2-O (ETL C/US certified)	N/A	24"	2	1/2	115	5.2	Direct	5640/4580	1075	48
VKM36-O (ETL C/US certified)	VKM36-B-O (ETL C/US certified)	36"	1	1/2	115/230	7.0/3.5	Direct	11,020	825	85
VKM36-2-O	VKM36-2-B-O	36"	2	1/2	115	5.2	Direct	11,000/7700	1075/850	105
VKM42-2-O	VKM42-2-B-O	42"	2	1	115	12.3	Belt	16,600/10,900	1725/1140	140

Best Seller!

Best Seller!

SCHAEFER**OSHA-COMPLIANT HEAVY-DUTY CIRCULATION FANS**

Schaefer® fixed and oscillating circulation fans meet all OSHA safety regulations while delivering maximum airflow. These 2-speed fans have the versatility to be mounted to the ceiling, wall or pedestal, making them the ideal cooling solution for multiple applications. 2-year limited warranty.



20CFO



TW24B



30CFO-HL



White Model	Black Model	Diameter	Speed	Hp	Volts	Amps	CFM	RPM	Weight
NON-OSCILLATING FAN HEAD (MADE IN THE USA WITH GLOBAL MATERIALS)									
20CFO	20CFO-B	20"	2	1/4	115	2.9/1.6	4050/3000	1100/800	30
24CFO	24CFO-B	24"	2	1/4	115	2.9/1.6	5280/3850	1100/800	34
30CFO	30CFO-B	30"	2	1/2	115	5.2/2.8	9420/7000	1075/850	53
36CFO	36CFO-B	36"	2	1/2	115	5.2/2.8	12,120/8750	1075/850	59
TWISTER OSCILLATING FAN HEAD (ASSEMBLED IN THE USA WITH GLOBAL MATERIALS)									
TW20W	TW20B	20"	2	1/4	115	3.0	4100/3400	1075/750	33
TW24W	TW24B	24"	2	1/4	115	3.0	5400/4900	1075/750	37
TW24HVW	TW24HVB	24"	2	1/2	115	5.9	6700/6200	1075/750	37
TW30W	TW30B	30"	2	1/2	115	5.9	9600/8500	1075/750	62
HAZARDOUS LOCATION FAN HEADS (ASSEMBLED IN THE USA WITH GLOBAL MATERIALS)									
N/A	24CFO-HL*	24"	1	1/2	115/208-230	9.8/4.9	7980	1725	50
N/A	30CFO-HL*	30"	1	1/2	115/208-230	9.8/4.9	10,670	1725	68


MOUNTING ACCESSORIES

PED30R-B	Black floor pedestal 30" round base • Approx. 42" - 72" high	WMTA-OSC-SS	Oscillating wall mount for 30" and smaller fans, SS
PED36R-B	Black floor pedestal 36" round base • Approx. 42" - 72" high	VS20FMT	Ceiling mount for 20" fans
WMTA24-B	Wall mount for 24" and smaller fans	VS24FMT	Ceiling mount for 24" and 30" fans
WMTA30-B	Wall mount, adjustable for 30" and smaller fans	VS36FMT	Ceiling mount for 30" and 36" fans
WMTA30-SS	Stainless steel wall mount for 30" and smaller fans	VS30FMT-SS	Stainless steel ceiling mount for up to 30" fans
WMTA36-B	Wall mount for 42" and smaller fans		

SCHAEFER**OSHA-COMPLIANT SAFETY YELLOW CIRCULATION FANS**

Schaefer's safety yellow fixed and oscillating 2-speed circulation fans have the versatility to be mounted on a wall or pedestal. These portable circulation fans deliver quiet, powerful, efficient, and long-lasting air movement that make them an ideal cooling solution for any commercial, industrial, or agricultural facility.

Ideal locations are in warehouses, work areas, loading docks, farms, and greenhouses—places where quality matters.



30CFO-Y



30PFR-Y



WMTA36-Y



Fan Head	Fan and Pedestal	Diameter	Speed	Hp	Volts	Amps	CFM	RPM	Weight (lb.)
NON-OSCILLATING FAN HEAD (MADE IN THE USA WITH GLOBAL MATERIALS)									
30CFO-Y	30PFR-Y	30"	2	1/2	115	5.2/2.8	9420/7000	1075/850	53 91
36CFO-Y	36PFR-Y	36"	2	1/2	115	5.2/2.8	12,120/8750	1075/850	59 98
TWISTER OSCILLATING FAN HEAD (ASSEMBLED IN THE USA WITH GLOBAL MATERIALS)									
TW30-Y	TW30PFR-Y	30"	2	1/2	115	5.9	9600/8500	1075/750	62 100
WALL MOUNT ACCESSORIES									
WMTA36-Y		Wall mount for 36" and smaller fans. Dimensions: 23" x 20" x 3", 7 lb.							

SCHAEFER WASHDOWN DUTY CIRCULATION FANS

Schaefer washdown duty air circulators are perfect for increasing productivity and improving work-area safety. Designed for a long life in wet and moist environments, these fans are ideal for food and beverage processing facilities, kitchens, hospitals, and other clean, corrosive, or humid environments.



24CFO-SWDS



Model	Diameter	Blade	Hp	Phase	Volts	Amps	Thrust (lbf)	CFM	RPM	Weight
STAINLESS STEEL MOTOR Best for frequent washdowns. IP55 enclosure protection. Meets USDA and NSF/ANSI/3-A standards. 3-phase is VFD compatible. 2-year limited warranty										
20CFO-SWDS	20"	SS	1/4	1	115/230	2.6/1.3	4.05	4395	1725	29
20CFO-SWDS-HV	20"	SS	1/2	1	115/230	8.2/4.1	3.92	5200	1725	41
24CFO-SWDS	24"	SS	1/4	1	115/230	2.6/1.3	4.70	5670	1725	32
24CFO-SWDS-3-Q	24"	SS	1/2	3	208-230/460	5.4/2.7	4.82	7330	1200	55
24CFO-SWDS-HV-Q	24"	SS	1/2	1	115/230	8.2/4.1	5.53	7010	1075	50
30CFO-SWDS-Q	30"	SS	1/2	1	115/230	5.4/2.7	7.46	10,710	1075	60
30CFO-SWDS-3-Q	30"	SS	1/2	3	208-230/460	1.96-1.77/0.89	6.54	10,045	1200	65
EPOXY COATED MOTOR Best for occasional washdowns. USDA- and FDA- approved corrosion-resistant white epoxy finish. IP55 enclosure protection. 1-YEAR WARRANTY.										
20CFO-EWDS	20"	SS	1/3	1	115/230	4.9/2.5	4.39	5480	1700	30
24CFO-EWDS	24"	SS	1/3	1	115/230	4.9/2.5	5.09	7020	1700	33
ANODIZED ALUMINUM MOTOR Best for high temperature applications. Only available with a polypropylene blade. IP55 enclosure protection. Class F insulation. Meets UL, CSA and CE standards. 1-phase is speed controllable. 3-phase is VFD compatible. 3-year warranty										
20CFO-VWDP	20"	POLY	1/3	1	120	3.4	3.51	5130	1590	35

VERSA-KOOL® DEEP-GUARD HIGH VELOCITY INDUSTRIAL FANS

Versa-Kool's deep-guard circulation fans are unrivaled in the industry, expertly engineered to produce greater air movement and superior cooling with less noise. Look no further for the best way to reduce heat stress and improve air quality.

- Unique guard design creates a high velocity, quiet air flow
- Powder-coated steel ceiling mounting bracket and cord included
- Optional speed controls available
- 2-year limited warranty



VK12-B

VK24-B

VK36

White Model	Black Model	Diameter	Variable Speed*	Phase	Hp	Volts	Amps	CFM	RPM	Weight
VK8	N/A	8"	N	1	1/100	115	0.6	450	1550	8
VK12	VK12-B	12"	Y	1	1/10	115/230	1.3/.65	1470	1725	18
VK12TF-SPM-W	N/A	12"	Y	1	1/10	115/230	1.3/.65	1510	1725	18
VK20	VK20-B	20"	Y	1	1/3	115/230	3.8/1.9	5470	1725	37
VK20-3	VK20-B-3	20"	N	3	1/2	230/460	1.2/0.6	5830	1750	37
VK24	VK24-B	24"	Y	1	1/2	115/230	4.8/2.4	7860	1725	46
VK24-3	VK24-B-3	24"	N	3	1/2	230/460	1.2/0.6	7750	1750	46
VK36	N/A	36"	N	1	1/2	115/230	7.0/3.5	11,400	825	70
VK36-3	N/A	36"	N	3	1/2	230/460	2.3/1.2	11,380	825	70
VK42	N/A	42"	N	1	1/2	115/230	7/3.5	14,850	825	75
VK42-3	N/A	42"	N	3	1/2	230/460	2.3/1.2	13,970	825	75
ACCESSORIES										
WMTA24-B	Wall mount for 24" and smaller fans									
WMTA36-B	Wall mount for 36" and smaller fans									
WMTA-OSC-SS	Oscillating wall mount for 30" and smaller fans, stainless steel, and wash-down duty graded									
VS2024OSC-115	Wall mount, oscillating, 115V, 60 Hz									
H-115	Manual speed control 6 amp, 115V									
MSC-400	Manual speed control 12.5 amp, 115V/230V									

Note: Other motor, blade and mount combinations available. Mount Versa-Kool fan models without OSHA guards seven feet or higher.

*More washdown duty options available.

VersaMist® PORTABLE LOW PRESSURE MISTING FAN FILL IT UP, PLUG IT IN, TURN IT ON AND CHILL!™

The VersaMist® reduces air temperature by as much as 30°F through low-pressure mist technology that combines fine mist and high speed air movement for highly effective "person cooling." The 18", three-speed fan provides up to seven hours of uninterrupted use and is ergonomically designed for portability.

- 14-gallon capacity built-in water reservoir for portability
- Adjustable fan head for targeted cooling
- Quick and effortless setup, cleaning, and storage
- 2-year limited warranty



PVM18C



Model	Description	Volts	Total Amps	Total Watts	Tank Capacity (gallon)	Time between fills	Weight (empty)
Best Seller! PVM18C	VersaMist with integrated wheels and pull handle	115	2.2	250	14	7 hours	43
PVM18	VersaMist Misting Fan	115	2.2	250	10	5 hours	35

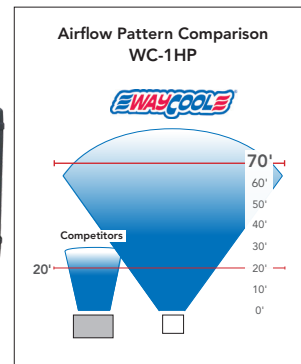
EWAYCOOL® EVAPORATIVE COOLER

WayCool® portable evaporative coolers use the natural cooling process of evaporating water to reduce temperatures up to 30°F at a fraction of the cost of air conditioning.

- Oscillating outlet for greater coverage up to 4,700 sq. ft.
- High velocity design for greater cooling
- 24 gallon on-board water reservoir; up to six hours of run time
- 33" x 33" x 52" tall
- 2-year limited warranty



WCG-1HPMFAOSC



White Model	Gray Model	Output	Speed	Volts	Minimum Circuit Size (amps)	CFM Hi-Lo	Velocity Outlet (mph)	Cooling* (degrees F)	Reaches up to
Best Seller! WC-1HPMF	WCG-1HPMF	Fixed direction	2	115	15	3020/2040	27/19	Up to 30°	70 Feet
WC-1HPMFAOSC	WCG-1HPMFAOSC	Oscillating	2	115	15	3020/2040	27/19	Up to 30°	70 Feet

* Temperature drop (inlet temp-outlet temp) at 90°F and 20% relative humidity





WHY TAKE THE CHANCE WITH "LESS THAN THE BEST" WHEN LIVES ARE ON THE LINE?


Often imitated but never duplicated, Americ® confined space ventilators are the industry standard when it comes to providing safe and reliable ventilation. These blowers are rugged and reliable while providing unrivaled performance to ensure a safe and comfortable work environment.

- Premium-quality motors rated for over 100,000 hours of continuous use
- Positive and negative airflow (blows and extracts)
- Dual-wall poly housing for long life and durability
- Lightweight and stackable
- Made in the USA
- 3-year limited warranty



Model	Diam.	Volts	Phase	Hz	Hp	Amps	RPM	Max SP	Free Air CFM^	Weight	Certified
8" UTILITY VENTILATOR 18.5"H X 18.5"L X 12.5"W											
VAF1500A	8"	115	1	60	1/4	2.5	3200	1.5"	877	18	ETL C/US
12" INDUSTRIAL VENTILATOR 21"H X 17"L X 14"W											
VAF3000A	12"	115/100	1	60/50	1	8.0/5.7	3300/2800	3"	2796	33	ETL C/US
VAF3000A-2	12"	115	1	60	1	10/6.7	3300/2400	3"	2780/1875	34	ETL C/US
VAF3000B	12"	220/240	1	50	1	4.2	2850	2.5"	2492	33	ETL C/US
20" HIGH CAPACITY VENTILATOR 27.5"H X 27.5"L X 25.5"W											
VAF8000A	20.5"	220	1	60/50	5	21.2	3250/2700	6.1"	7400	119	ETL C/US
VAF8000A-3*	20.5"	220	3	60/50	5	13/11	3495/2950	6.1"	9968	119	ETL C/US
VAF8000B-3	20.5"	440	3	60/50	5	6.5/5.5	3495/2950	6.1"	9968	119	ETL C/US

Best Seller!

Model	Diameter	Air Consumption (CFM)	Max Inlet Pressure (psi)	Noise Level (dB)	Hp	RPM	Free Air CFM^	Weight	Certified
12" INTRINSICALLY SAFE PNEUMATIC VENTILATOR 21"H X 17"L X 14"W									
UL and C-UL listed for use in Class 1, Division 1, Groups A, B, C and D Hazardous Locations 									
VAF3000P	12"	38	100	86	1.5	3000	2063	28	ETL C/US

Use with AM-DPC1225 and AM-CA12

^Tested at AMCA 230-99
*Available in 440V, 60/50 Hp



STANDARD DUCTING

Industry-standard quality ducting for everyday use. Single-ply PVC vinyl-coated polyester fabric with 15-gauge spring steel wire helix and external PVC wearstrip. PVC-coated polyester fastening cuffs at both ends with industry-standard spring buckle cinches. Flame resistant.



AM-DCP1225

POLYETHYLENE DUCT CARRIERS

Designed to hold up to 25' of standard or premium ducting. Keeps ducting contained, clean, and dry for ease of transport and longer life.

Model	Ventilator Type
DUCT STORAGE	
AM-DCP0825	Plastic Duct Carrier, 8"
AM-DCP1225	Plastic Duct Carrier, 12"

Best Seller!

Best Seller!

Model	Ventilator Type
STANDARD DUCTING	
AM-DS0815	8" x 15' Duct with Cinch Strap
AM-DS0825	8" x 25' Duct with Cinch Strap
AM-DS0825CB	8" x 25' Duct with Cinch Strap in Carrying Bag
AM-DS1215	12" x 15' Duct with Cinch Strap
AM-DS1225	12" x 25' Duct with Cinch Strap
AM-DS1225CB	12" x 25' Duct with Cinch Strap in Carrying Bag
AM-DPC1225	12" x 25' Static Conductive Duct w/Plastic Buckle Cinch Straps
AM-DS2025	20" x 25' Duct with Cinch Strap
DISPOSABLE DUCTING	
AM-DDISP500	Disposable Poly Ducting, 500'
AM-DDISP500FR2	Disposable Flame Retardant Poly Ducting, 500'
COUPLERS	
AM-CG08	8" Coupler, Galvanized
AM-CG12	12" Coupler, Galvanized
AM-CA12	12" Coupler, Aluminum
AM-CG20	20" Coupler, Galvanized


MASTER

ALL-IN-ONE CONFINED SPACE VENTILATORS

Master's convenient "all-in-one" confined space ventilators are the complete package and come with a powerful blower, removable duct canister, and 25' of ducting (not recommended for use with ducting greater than 25'). 1-year limited warranty.



Model	Ventilator Type	Diameter	Free Air CFM	RPM	Hp	Volts	Hz	Amps	Weight	Certified
MB-P0813-DC25	All-In-One Blower	8"	930	3450	1/3	115	60	2.1	30	ETL C/US
MB-P1210-DC25	All-In-One Blower	12"	1970	3450	1	115	60	6.5	51	ETL C/US

Best Seller!

Note: Tested ANSI/AMCA 230-12

REMINGTON | AIRETrex³⁶⁵

AIR SANITIZER WITH UV-C LIGHT

The Remington Airtrex 365™ Air Sanitizer all starts with an intense UV-C light. Add to this a unique reflective metal interior to further increase the light's intensity and dwell time and you have a combination that effectively destroys pathogens. In addition, through use of a charcoal filter, the Airtrex 365 circulates air more quickly, keeping any space sanitized. And it does all of this while running quietly and without emitting any harmful chemicals.

Model	Wavelength	Wattage	Amps	Volts	dBA
REM-7365UV-120	UV-C (4.8 eV)	35W	.38A	120V	<50 dBA
REM-UVBULB-106A	Replacement Bulb				



BIGDOG®**72" INDUSTRIAL CIRCULATION FAN**

The BigDog® provides the cooling employees need in the summer while de-stratifying in the winter to increase comfort and lower energy costs. One Bigdog fan replaces up to 20 smaller circulation fans and fits conveniently in corridors and between aisle racking.

- Extremely quiet
- Directional airflow
- Personnel cooling for over a 200 x 35 foot area
- Best-in-class energy efficiency of 40 CFM/W
- 2-year limited warranty



Variable frequency
control



Best
Seller!

Model	Diameter	Phase	Hp	Volts	Amps (Max)	RPM	CFM
BD72-208460-3	72"	3	3	230/460	8.7	300/50	64,500/10,000
ACCESSORIES							
BDCABLEKIT15	BIGDOG ceiling hanging kit (4x15' cables and hardware)						
BDVFD400N1	BIGDOG variable frequency drive speed control 400/480V, 3-phase, NEMA 1, indoor only						
BDVFD240N1	BIGDOG variable frequency drive speed control 200/240V, 1 & 3-phase, NEMA 1, indoor only						

More accessories available.

**SCHAEFER****FIBERGLASS EXHAUST FANS**

Schaefer's fiberglass exhaust fans are designed and built to be highly efficient (high cfm/watt), long-lived and competitively priced for agricultural and other applications. Fiberglass exhaust fans are used worldwide to exhaust high volumes of air from factories, warehouses, garages and other locations, where building owners value low capital cost and low operating cost.

- Designed for high airflow and high efficiency
- Totally enclosed, thermally protected motors for safety and long life
- Easy belt replacement and optional Remote Lubrication System for minimal maintenance
- Self-adjusting belt tensioner for easy adjustment
- Aluminum inlet shutter and powder-coated outlet guard standard
- Suitable for buildings with up to 12" wall thickness
- Ship fully assembled



FFM483G1



Best
Seller!

Model	Diameter	Speed	Phase	Wings	Blade	Hp	Volts	Amps	CFM@0.05" SP	Rough-in (W x H)	Tested
BELT-DRIVE FIBERGLASS EXHAUST FANS											
FFM365G12	36"	1	1	5	GS	1/2	115/230	4.6/2.3	9500	43½" x 43¾"	S
FFM483G1	48"	1	1	3	GS	1	115/230	9.8/4.9	18,610	55¾" x 56¼"	S
FFM485G1	48"	1	1	5	GS	1	115/230	9.8/4.9	22,370	55¾" x 56¼"	S
FFM485G1-3	48"	1	3	5	GS	1	208-230/460	3.2/1.6	22,370	55¾" x 56¼"	S
FFM525G1-3	52"	1	3	5	GS	1	208-230/460	3.2/1.6	24,245	59¼" x 59¼"	S

SCHAEFER**POLYETHYLENE AND FIBERGLASS EXHAUST FANS**

If you need a robust and versatile solution for exhausting moderate amounts of air at a reasonable price, look no further than Schaefer's polyethylene exhaust fans. Schaefer's poly and fiberglass exhaust fans provide an energy efficient and cost-effective solution for exhausting air and moisture from a diverse range of facilities including warehouses, garages, greenhouses, and more.



PFM096P16

FFM365A34-HL
Fiberglass Housing

Model	Diam.	Shutter Material	Wings	Blade Material	Phase	Hp	Volts	Amps	CFM@ 0.05" SP	Rough-In (W x H)
Best Seller! PFM126P13*	12"	PVC	6	Polyethylene	1	1/3	115/230	3.8/1.9	1540	15¾" x 16¾"
PFM163P13*	16"	PVC	3	Polyethylene	1	1/3	115/230	3.8/1.9	3090	19½" x 20½"
Best Seller! PFM204P12*	20"	PVC	4	Polyethylene	1	1/2	115/230	4.8/2.4	4970	23½" x 24¾"
PFM244P12A*	24"	Aluminum	4	Polyethylene	1	1/2	115/230	4.8/2.4	5300	29" x 29½"

HAZARDOUS LOCATION PFM EXHAUST FANS

PFM1600-1-HL	16"	Aluminum	3	Aluminum	1	1/3	115/230	3.6/1.8	2960^	19½" x 20½"
--------------	-----	----------	---	----------	---	-----	---------	---------	-------	-------------

* Variable speed when used with optional speed controls not included with fan model


^CFM at free air

SCHAEFER**BELT-DRIVE EXHAUST FANS**

Maintain a safe and productive work environment by exchanging hot or contaminated air using Schaefer's low-cost galvanized, box exhaust fans. These high-volume exhaust fans are protected from the elements with outlet side aluminum shutters and mount in walls of almost any thickness, typically with the outlet shutter flush, or nearly flush, with the outside wall.



365B12



545S112



Model	Diameter	Wings	Phase	Hp	Volts	Amps	CFM@0.05" SP	Rough-in (W x H)
GALVANIZED BOX EXHAUST FANS								
Best Seller! 365B12	36"	5	1	1/2	115/230	4.6/2.3	9520	43" x 43"
485B1	48"	5	1	1	115/230	9.8/4.9	18,600	55" x 55"
GALVANIZED SLANT WALL EXHAUST FANS								
545S112G-3	54"	5	1	1-1/2	208-230/460	5.0/2.5	27,400	61" x 62"

*Rough-in framing Tolerance: +1/4" / -0" (+ 6mm / -0) • 54" Slant wall exhaust fans also available with cones for enhanced performance.
More Options Available





DIESEL/KEROSENE SILENTDRIVE® FORCED AIR TORPEDO HEATERS

This SilentDrive® answers the call for a heater that is both quieter and easier to maintain and operate. The next step forward for kerosene torpedo heater design, our SilentDrive allows for 50% less noise and 46% less electricity consumption.

- Half the noise of traditional KFA
- Best-in-class cold starting at -4°F
- Significantly reduced maintenance
- Multi-fuel capable: #1 Diesel, Kerosene, Jet A Fuel, #1 Fuel Oil
- 1-year limited warranty



MH-220T-SDR

Best Seller!

Model	Heat Output (BTU)	Heating Area (Sq ft)	Fuel Tank Capacity (Gal)	Fuel Consumption (Gal/Hr)	Max Operating Hours	CFM	Hp	Volts	Amps	Noise (dBA)	Weight	Certified
MH-220T-SDR	220,000	5500	13	1.67	10	685	1/8	120	1.72	82	69	CSA C/US



DIESEL/KEROSENE FORCED AIR TORPEDO HEATERS

Our extensive lineup of kerosene torpedo heaters uses our tried-and-true design, honed through decades of development. With models able to heat spaces anywhere from 1,100 sq. ft. to 15,000 sq. ft., you can always find the ideal Master torpedo heater for your application.

- Best-in-class internal components
- On-board diagnostics
- Wide range of sizes and fuel usage: 45,000–600,000 BTU, #1 & 2 Diesel, Kerosene, JP8/Jet A Fuel, #1 & 2 Fuel Oil
- 1-year limited warranty



MH-80T-KFA



MH-215T-KFA

Best Seller!

Best Seller!

Model	Heat Output (BTU)	Heating Area (Sq ft)	Fuel Tank Capacity (Gal)	Fuel Consump. (Gal/Hr)	Max Operating Hours	CFM	Hp	Volts	Amps	Weight	Certified
MH-45-KFA	45,000	1125	5	0.35	14.3	170	1/8	120	1.4	28	CSA C/US
MH-80T-KFA	80,000	2000	5	0.63	8.9	240	1/8	120	1.5	28	CSA C/US
MH-140T-KFA	140,000	3500	10	1.1	10	540	1/5	120	2.3	49	CSA C/US
MH-190T-KFA	190,000	4750	13	1.42	9.2	630	1/4	120	2.7	58	CSA C/US
MH-215T-KFA	215,000	5375	13	1.63	8	670	1/3	120	2.8	61	CSA C/US
MH-400T-KFA	400,000	10,000	24	3.05	8	1250	1/4	120	3.0	143	CSA C/US
MH-600T-KFA	600,000	15,000	40	4.5	9	3000	1/2	120	5.5	254	CSA C/US

MASTER**PROPANE AND NATURAL GAS FORCED AIR TORPEDO HEATERS**

Master's propane torpedo heaters offer a convenient, easily portable alternative to our larger kerosene units. Master's lineup of propane forced air heaters delivers effective heating solutions for areas 1,000 sq. ft. to 9,300 sq. ft. in size.

- Wide range of sizes and two types of fuel: 40,000–375,000 BTU, propane or natural gas
- Composite fully enclosed gas-control housing
- Adjustable heat settings, except MH-40-GFA
- Portable and lightweight
- 1-year limited warranty



MH-150V-GFA-A

Model	Heat Output (BTU)	Heating Area (Sq ft)	Fuel Type	Max Operating Hours	CFM	Hp	Amps	Weight	Certified
MH-40-GFA	40,000	1000	20 lb. Propane	11	300	1/10	0.6	11	CSA C/US
MH-60V-GFA-A	40 - 50 - 60,000	1500	20 lb. Propane	10.5	300	1/10	0.6	11	CSA C/US
MH-125V-GFA-A	95 - 110 - 125,000	3125	100 lb. Propane	22.7	400	1/9	0.8	17	CSA C/US
MH-150V-GFA-A	120- 135 - 150,000	3800	100 lb. Propane	18	400	1/9	0.8	18	CSA C/US
MH-375T-GFA-A	225 - 375,000	9300	(2) 100 lb. Propane	11.5	1500	1/5	1.0	45	CSA C/US
MH-150NGT-GFA-A	150,000	3800	Natural Gas	N/A	435	1/9	0.8	24	CSA C/US

Best Seller!

MASTER**DIESEL/KEROSENE FORCED-AIR RADIANT HEATERS**

Our lineup of Master® radiant heaters combines forced-air convection heat with radiant heat, warming objects directly. While it takes some time for hot air to mix with cold air, the radiant heat is working as soon as the heat plate starts glowing.

- Half the noise of traditional KFAs
- Diagnostic light and electronic controls
- Easily portable
- Multi-fuel capable: #1 & 2 Diesel, Kerosene, JP8/Jet A Fuel, #1 & 2 Fuel Oil
- 1-year limited warranty



MH-80-OFR

MH-125-OFR-A

Model	Heat Output (BTU)	Heating Area (Sq ft)	Max Operating Hours	Volts	Amps	Weight	Certified
MH-80-OFR	80,000	2000	6	120	0.62	31	CSA C/US
MH-125-OFR-A	125,000	3125	20	120	0.42/0.38	68	CSA C/US

Best Seller!

Best Seller!





PROPANE CONVECTION HEATERS

Master's propane convection heaters are an efficient, cost-effective way to heat open spaces up to 5,000 sq. ft. Convection heaters emit a large amount of radiant heat, sort of like having a bonfire but without the safety hazards of a large open flame.

- 360° Heating radius
- Quick assembly, 2-piece burn chamber
- Auto-piezo ignition
- 10-Foot hose and regulator included
- 1-year limited warranty



MH-80V-LPC-A

MH-200V-LPC-A

Model	Heat Output - L/M/H (BTU)	Fuel Type	Heating Settings	Fuel Consump. - L/M/H (lb/hr)	Max Operating Hrs - L/M/H	Heating Area - L/M/H (Sq ft)	Weight	Certified
MH-80V-LPC-A	60 - 70 - 80,000	20 or 100 lb. Propane	3	2.8/3.2/3.7	36	1800	13	CSA C/US
MH-200V-LPC-A	70 - 200,000	100 lb. Propane	2	3.2 - 9.3	31	5000	14	CSA C/US



PROPANE CABINET HEATERS

Master's portable propane cabinet heater delivers long-lasting, close-proximity heat for up to 450 sq. ft. It's electricity-free, can run continuously for up to 69 hours, and has a compact design that houses a 20 lb. propane tank within the heater itself.

- Built-in ODS (oxygen depletion sensor)
- Hose and regulator included
- Piezo ignition
- 1-year limited warranty



MH-18PNCH-A

Model	Heat Output - L/M/H (BTU)	Fuel Type	Heating Settings	Fuel Consump. - L/M/H (lb/hr)	Max Operating Hrs - L/M/H	Heating Area - L/M/H (Sq ft)	Weight	Certified
Best Seller! MH-18PNCH-A	6600 - 12,000 - 18,000	20 lb. Propane	3	0.31/0.56/0.83	69/36/24	165/300/450	18.5	CSA C/US



PROPANE TANK-TOP HEATERS

Master's propane tank-top heaters are a beautifully simple and cost-efficient way to heat spaces up to 800 sq. ft. Mounted directly to the top of a 20 lb. propane tank, our tank top heaters take up very little space and are easy to install.

- Wind resistant
- Match light ignition
- Hose and regulator included
- 1-year limited warranty



MH-16-TTC

MH-32-TTC

Model	Heat Output - L/M/H (BTU)	Fuel Type	Heating Settings	Max Operating Hrs - L/M/H	Heating Area - L/M/H (Sq ft)	Weight	Certified
MH-16-TTC	12 - 14 - 16,000	20 lb. Propane	3	39.5/30.8/27.0	300/350/400	3	CSA C/US
MH-32-TTC	25 - 28 - 32,000	20 lb. Propane	3	17.2/15.4/13.4	620/700/800	6	CSA C/US



ELECTRIC FAN HEATERS

Master's electric fan heaters are the ideal way to heat indoor spaces. Their simple and sturdy design makes them a great heating solution for garages, workshops, and warehouses. 1-year limited warranty.

- Built-in thermostat
- 6-ft. power cable and plug included
- Durable stainless-steel heating element and steel body with heavy-duty operating components
- Overheat shut-off system



MH-515-120

MH-53-240

Model	Watts	Heat Output (BTU)	CFM	Heating Area (Sq ft)	Volts	Hz	Amps	Weight	Certified
MH-515-120	1500	5100	152	165	120	60	15	10	ETL C/US
MH-53-240	3000	10,200	180	320	208-240	60	15	14	ETL C/US

Best Seller!

For more information on Pinnacle's complete line of ventilation and heating products go to www.pinnacleclimate.com



MAILING ADDRESS

P.O. Box 460, Sauk Rapids, MN 56379

SHIPPING ADDRESS

1660 13th Ave NE, Sauk Rapids, MN 56379

PHONE NUMBERS

(800) 779.3267 • (320) 251.8696 • Fax: (320) 251.2922

E-MAIL AND WEB ADDRESS

sales@pinnacleclimate.com
www.pinnacleclimate.com
www.masterindustrialproducts.com
www.schaeferventilation.com

HOURS OF OPERATION

Monday through Friday 7:00 a.m. to 5:00 p.m.
 Central Time





INDUSTRIAL/CONTRACTOR SUPPLY

2021-2022 CATALOG



Authorized Distributor